

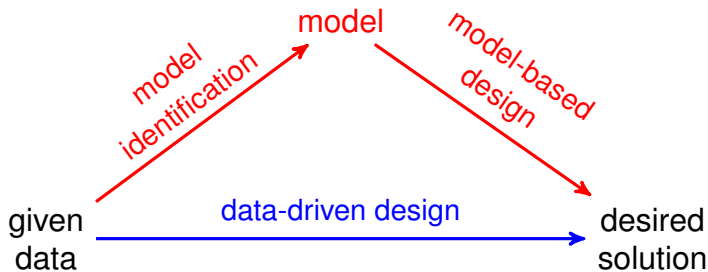
Data-driven dynamic interpolation and approximation

Ivan Markovsky
joint work with Florian Dörfler



CDC'19 Nice, France

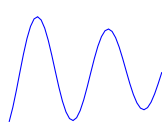
Data-driven = bypass model identification



Example: data-driven forecasting of sum-of-damped-exponentials signal

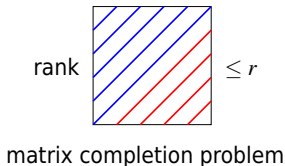
given: $y(1), \dots, y(t)$
"past" data

find: $y(t+1), \dots, y(2t)$
"future" samples



given data

\mapsto



\mapsto



prediction

\rightsquigarrow Hankel structured low-rank completion

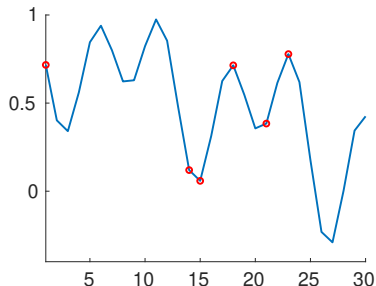
Simulation example of trajectory interpolation

```
%% parameters
T = 100; % number of data points
L = 30; % interpolation horizon

%% interpolation points
t_given = randperm(L, n);
w_given = rand(n, 1);

%% data-driven interpolation
H = blkhank(wd, L);
g = H(t_given, :) \ w_given;
w = H * g;

%% results
plot(w), hold on,
plot(t_given, w_given, 'rO')
```



Plan

Data-driven representation of LTI systems

Interpolation of trajectories

Generalizations and empirical validation

Outline

Data-driven representation of LTI systems

Interpolation of trajectories

Generalizations and empirical validation

A dynamical system \mathcal{B} is a set of signals

$$\begin{aligned}w \in \mathcal{B} &\Leftrightarrow \text{" } w \text{ is trajectory of } \mathcal{B}\text{"} \\ &\Leftrightarrow \text{" } \mathcal{B} \text{ is exact model for } w\text{"}\end{aligned}$$

$$\mathcal{B} \text{ is linear system} \quad :\Leftrightarrow \quad \mathcal{B} \text{ is subspace}$$

$$\mathcal{B} \text{ is time-invariant} \quad :\Leftrightarrow \quad \sigma\mathcal{B} = \mathcal{B}$$

$(\sigma w)(t) := w(t+1)$ — shift operator

$$\sigma\mathcal{B} := \{ \sigma w \mid w \in \mathcal{B} \}$$

The set of linear time-invariant systems \mathcal{L} has structure characterized by set of integers

the dimension of $\mathcal{B} \in \mathcal{L}$ is determined by

$\mathbf{m}(\mathcal{B})$ — number of inputs

$\mathbf{n}(\mathcal{B})$ — order (= minimal state dimension)

$\mathbf{l}(\mathcal{B})$ — lag (= observability index)

J.C. Willems, From time series to linear systems.

Part I, Finite dimensional linear time invariant systems, Automatica, 22(561–580), 1986

Identifiability: $w_d \in \mathcal{B}$ specifies $\mathcal{B} \in \mathcal{L}$

define $\hat{\mathcal{B}} := \text{span}\{w_d, \sigma w_d, \sigma^2 w_d, \dots\}$

fact: $\hat{\mathcal{B}} \in \mathcal{L}$ and $\hat{\mathcal{B}} \subseteq \mathcal{B}$

identifiability condition: $\hat{\mathcal{B}} = \mathcal{B}$

*J.C. Willems, From time series to linear systems.
Part II, Exact modelling, Automatica, 22(675–694), 1986*

We aim to obtain finite horizon results

restriction of w and \mathcal{B} to finite interval $[1, L]$

$$w|_L := (w(1), \dots, w(L)), \quad \mathcal{B}|_L := \{w|_L \mid w \in \mathcal{B}\}$$

fact: $\dim \mathcal{B}|_L = \mathbf{m}(\mathcal{B})L + \mathbf{n}(\mathcal{B})$, for all $L \geq \mathbf{l}(\mathcal{B})$

fact: for $\mathcal{B}, \mathcal{B}' \in \mathcal{L}$, $\mathcal{B} = \mathcal{B}'$ if and only if

$$\mathcal{B}|_L = \mathcal{B}'|_L, \text{ for } L = \max\{\mathbf{l}(\mathcal{B}), \mathbf{l}(\mathcal{B}')\} + 1$$

Shifting and cutting w_d leads to Hankel matrix

for $w_d = (w_d(1), \dots, w_d(T))$ and $1 \leq L \leq T$

$$\mathcal{H}_L(w_d) := \begin{bmatrix} (\sigma^0 w_d)|_L & (\sigma^1 w_d)|_L & \cdots & (\sigma^{T-L} w_d)|_L \end{bmatrix}$$

define $\hat{\mathcal{B}}_L := \text{image } \mathcal{H}_L(w_d)$

fact: $\hat{\mathcal{B}}_L \subseteq \mathcal{B}|_L$

Identifiability condition that is verifiable
from $w_d \in \mathcal{B}|_{\mathcal{T}}$ and $(\mathbf{m}(\mathcal{B}), \mathbf{l}(\mathcal{B}), \mathbf{n}(\mathcal{B}))$

$$\begin{aligned}\widehat{\mathcal{B}} = \mathcal{B} &\iff \widehat{\mathcal{B}}|_{\mathbf{l}(\mathcal{B})+1} = \mathcal{B}|_{\mathbf{l}(\mathcal{B})+1} \\ &\iff \dim \widehat{\mathcal{B}}|_{\mathbf{l}(\mathcal{B})+1} = \dim \mathcal{B}|_{\mathbf{l}(\mathcal{B})+1}\end{aligned}$$

\mathcal{B} is identifiable from $w_d \in \mathcal{B}|_{\mathcal{T}}$ if and only if

$$\text{rank } \mathcal{H}_{\mathbf{l}(\mathcal{B})+1}(w_d) = (\mathbf{l}(\mathcal{B}) + 1)\mathbf{m}(\mathcal{B}) + \mathbf{n}(\mathcal{B})$$

Nonparametric repr. $\mathcal{B}|_L = \text{image } \mathcal{H}_L(w_d)$

$\widehat{\mathcal{B}}_L \subseteq \mathcal{B}|_L$, $L \geq \mathbf{l}(\mathcal{B})$, equality holds if and only if

$$\text{rank } \mathcal{H}_L(w_d) = L\mathbf{m}(\mathcal{B}) + \mathbf{n}(\mathcal{B})$$

sufficient conditions (“fundamental lemma”):

1. $w_d = \begin{bmatrix} u_d \\ y_d \end{bmatrix}$
2. \mathcal{B} controllable
3. $\mathcal{H}_{L+\mathbf{n}(\mathcal{B})}(u_d)$ full row rank

*J.C. Willems et al., A note on persistency of excitation
Systems & Control Letters, (54)325–329, 2005*

Outline

Data-driven representation of LTI systems

Interpolation of trajectories

Generalizations and empirical validation

Data-driven interpolation is missing data recovery

given:

$w_d \in \mathcal{B}|_T$ — “data” trajectory

$w|_{I_{\text{given}}}$ — partially specified trajectory

($w|_{I_{\text{given}}}$ selects the elements of w , specified by I_{given})

find:

$\hat{w} \in \mathcal{B}|_L$, such that $\hat{w}|_{I_{\text{given}}} = w|_{I_{\text{given}}}$

Solution may not exist

$$\text{A1: } \text{rank } \mathcal{H}_L(\mathbf{w}_d) = \mathbf{m}(\mathcal{B})L + \mathbf{n}(\mathcal{B})$$

A2: $\mathbf{w}|_{I_{\text{given}}}$ has exact completion $\mathbf{w} \in \mathcal{B}|_L$

$$\text{rank} \begin{bmatrix} \mathcal{H}_L(\mathbf{w}_d)|_{I_{\text{given}}} & \mathbf{w}|_{I_{\text{given}}} \end{bmatrix} = \text{rank } \mathcal{H}_L(\mathbf{w}_d)|_{I_{\text{given}}}$$

($M|_{I_{\text{given}}}$ selects the submatrix of M with rows in I_{given})

A1 + A2 \implies exact solution exists

Solution may not be unique

when recovered solution is exact, *i.e.*, $\hat{w} = w$?

A3: there are “enough” given samples l_{given}

$$\text{rank } \mathcal{H}_L(\mathbf{w}_d)|_{l_{\text{given}}} = \text{rank } \mathcal{H}_L(\mathbf{w}_d)$$

A2 and A3 are verifiable from the data

A1 requires in addition $\mathbf{m}(\mathcal{B})$, $\mathbf{l}(\mathcal{B})$, $\mathbf{n}(\mathcal{B})$

Data-driven interpolation method: solve system of linear equations

there is g , such that $w = \mathcal{H}_L(w_d)g$

method:

1. solve $w|_{I_{\text{given}}} = \mathcal{H}_L(w_d)|_{I_{\text{given}}}g$
2. define $\hat{w} := \mathcal{H}_L(w_d)g$

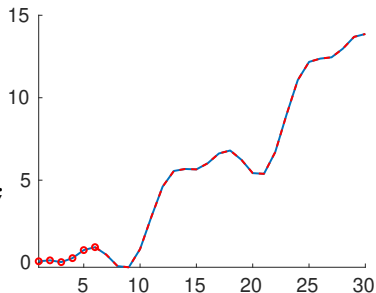
Simulation is special case of interpolation

```
%% interpolation points
t_given = 1:n;
w_given = rand(n, 1);

%% data-driven interpolation
g = H(t_given, :) \ w_given;
w = H * g;

%% check the result
ws = initial(B, w_given, L-n);
norm(ws - w(n:L)) % = 0?

%% results
plot(w), hold on,
plot(n:L, ws, 'r--')
plot(t_given, w_given, 'rO')
```



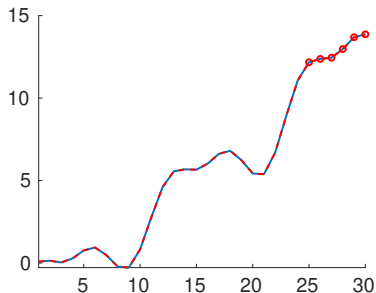
Simulation with “terminal conditions”

```
%% interpolation points
t_given = L-n+1:L;
w_given = w(t_given);

%% data-driven interpolation
g = H(t_given, :) \ w_given;
w_final = H * g;

%% check the result
norm(w - w_final) % = 0?

%% results
plot(w_final), hold on,
plot(w, 'r--')
plot(t_given, w_given, 'rO')
```



Outline

Data-driven representation of LTI systems

Interpolation of trajectories

Generalizations and empirical validation

approximation + missing data estimation

$$\begin{array}{ll} \text{minimize} & \text{over } g \text{ and } \hat{w} \quad \left\| w|_{I_{\text{given}}} - \hat{w}|_{I_{\text{given}}} \right\| \\ \text{subject to} & \hat{w} = \mathcal{H}_L(w_d)g \end{array}$$

data-driven filtering and control are special cases

interpolation + approximation + missing data

↪ equality constrained least squares problem

multiple data trajectories w_d^1, \dots, w_d^N

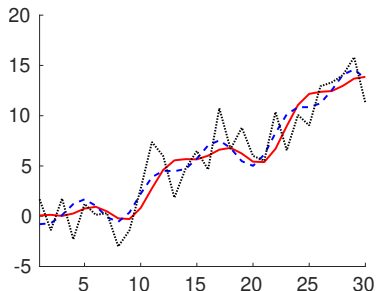
$$w = \begin{bmatrix} \mathcal{H}_L(w_d^1) & \cdots & \mathcal{H}_L(w_d^N) \end{bmatrix} g$$

Example: data-driven approximation (errors-in-variables Kalman smoothing)

```
%% noisy trajectory
w0 = w; % exact trajectory
w = w0 + 2 * randn(L, 1);

%% data-driven approximation
wh = H * pinv(H) * w;

%% results
plot(w0, 'r-'), hold on
plot(wh, 'b--')
plot(w, ':k')
```



efficient / real-time computation

non-parametric version of the Kalman filter

w_d not exact / noisy

maximum-likelihood estimation

↪ Hankel structured low-rank approximation/completion
parametric, non-convex optimization problem

nuclear norm and ℓ_1 -norm relaxations

↪ nonparametric, convex optimization problems

nonlinear systems

results for special classes of nonlinear systems:
Volterra, Wiener-Hammerstein, bilinear, ...

ℓ_1 -norm regularization

in the noise-free case g can be chosen sparse

$$\|g\|_0 \leq L\mathbf{m}(\mathcal{B}) + \mathbf{n}(\mathcal{B})$$

impose sparsity in the case of noisy data

$$\text{minimize over } g \quad \|w|_{I_{\text{given}}} - \mathcal{H}_L(w_d)|_{I_{\text{given}}} g\| + \lambda \|g\|_1$$

hyper-parameter: $\lambda \leftrightarrow \mathbf{m}(\mathcal{B}), \mathbf{n}(\mathcal{B})$

Empirical validation on real-life datasets

	data set name	T	m	p
1	Air passengers data	144	0	1
2	Distillation column	90	5	3
3	pH process	2001	2	1
4	Hair dryer	1000	1	1
5	Heat flow density	1680	2	1
6	Heating system	801	1	1

G. Box, and G. Jenkins. Time Series Analysis: Forecasting and Control, Holden-Day, 1976

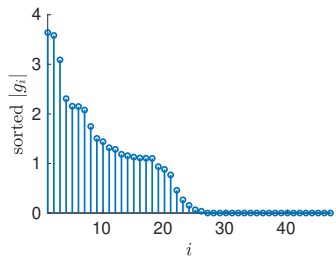
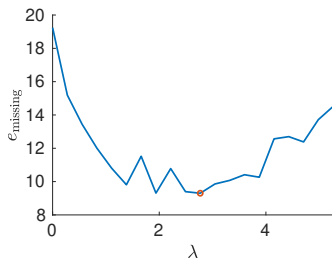
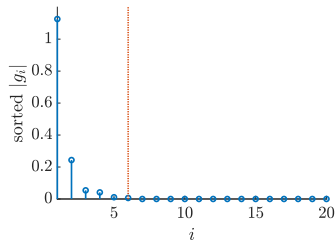
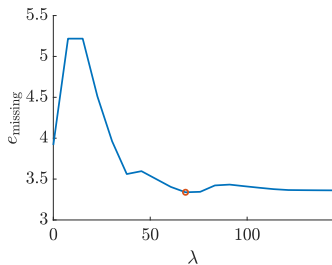
B. De Moor, et al. DAISY: A database for identification of systems. Journal A, 38:4–5, 1997

ℓ_1 -norm regularization with optimized λ achieves the best performance

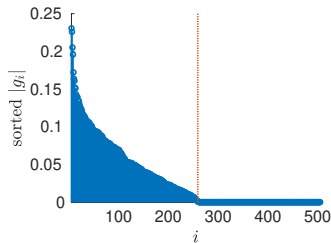
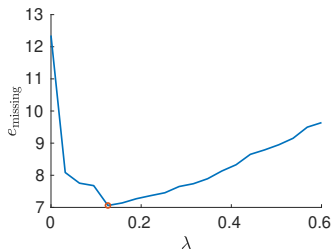
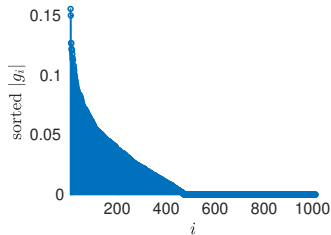
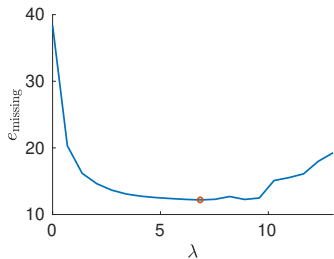
$$e_{\text{missing}} := \frac{\|w\|_{I_{\text{missing}}} - \|\hat{w}\|_{I_{\text{missing}}}}{\|w\|_{I_{\text{missing}}}} 100\%$$

	data set name	pinv	ML	ℓ_1 -norm
1	Air passengers data	3.9	fail	3.3
2	Distillation column	19.24	17.44	9.30
3	pH process	38.38	85.71	12.19
4	Hair dryer	12.35	8.96	7.06
5	Heat flow density	7.16	44.10	3.98
6	Heating system	0.92	1.35	0.36

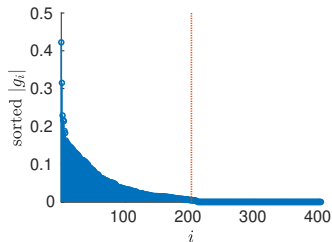
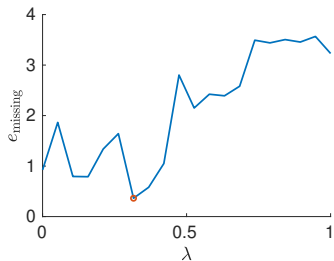
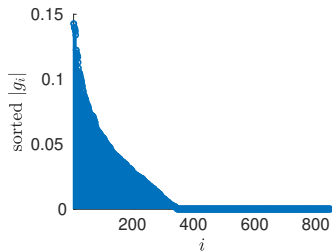
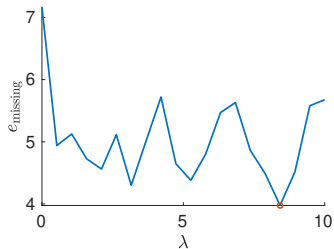
Tuning of λ and sparsity of g (datasets 1, 2)



Tuning of λ and sparsity of g (datasets 3, 4)



Tuning of λ and sparsity of g (datasets 5, 6)



System theory without transfer function and state space representations is possible

data-driven representation

leads to general, simple, practical methods

interpolation/approximation of trajectories

simulation, filtering and control are special cases
assumes only LTI dynamics; no hyper parameters

future work

efficient / real-time algorithms
sensitivity / statistical analysis
nonlinear systems